





# Landmark Suite

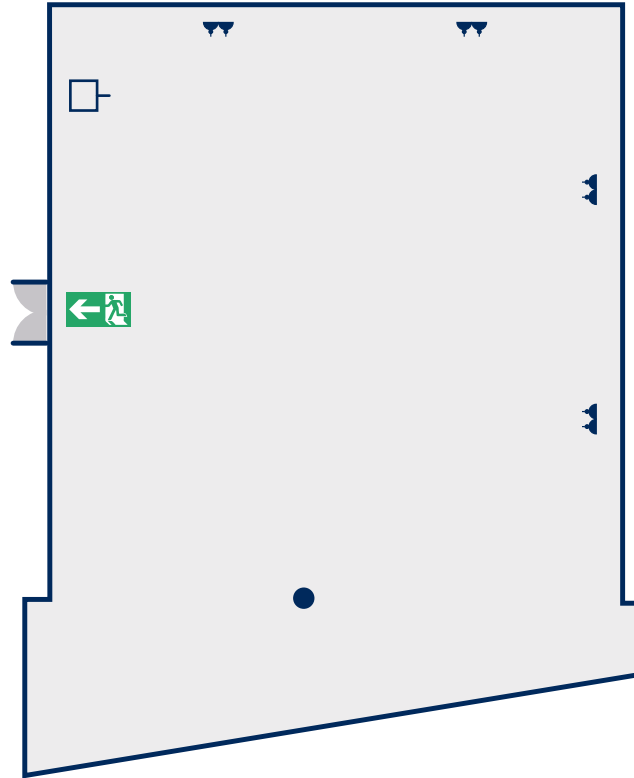
---

## Dimensions:

Length	8.4m Narrowest
	9.71m Widest
Width	7.62m
Ceiling Height	2.68m
Area	65.7m <sup>2</sup>

## Key:

	Double Socket
	Telephone Point
	Pillar
	Fire Exit



## Room Facilities:

		
Wifi Zone	Natural Light	Disabled Access